

Developing Numeracy Skills: Introduction

Section G: Measure, shape, space: Art

Name _____

Date _____

Using the coloured paper provided, cut out the shapes drawn.

Use the next four pages to stick your shapes under the right label.


Developing Numeracy Skills: Introduction

Section G: Measure, shape, space: Art

Name _____

Date _____

Circles




Developing Numeracy Skills: Introduction

Section G: Measure, shape, space: Art

Name _____

Date _____

Squares



Developing Numeracy Skills: Introduction

Section G: Measure, shape, space: Art

Name _____

Date _____

Rectangles



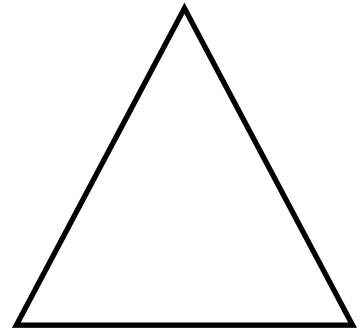
Developing Numeracy Skills: Introduction

Section G: Measure, shape, space: Art

Name _____

Date _____

Triangles



Developing Numeracy Skills: Introduction

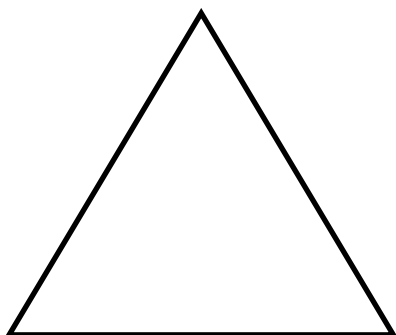


Section G: Measure, shape, space: Art

Name _____

Date _____

Have a look around the house and see if you can find something that matches each shape.

Write down what you found for each shape, or take a picture and stick it below, or draw a picture of it.



Developing Numeracy Skills: Introduction

Section G: Measure, shape, space: Art

Name _____

Date _____

Cut out some more of the shapes and make a picture below using them of some objects around your house. List underneath what shapes you have used in your picture and what your picture is of. Ask an adult for help with this if you need to.

Developing Numeracy Skills: Introduction

Section G: Measure, shape, space: Art

Name _____

Date _____

If you can, take a picture of your work and share it on Seesaw for me to see!